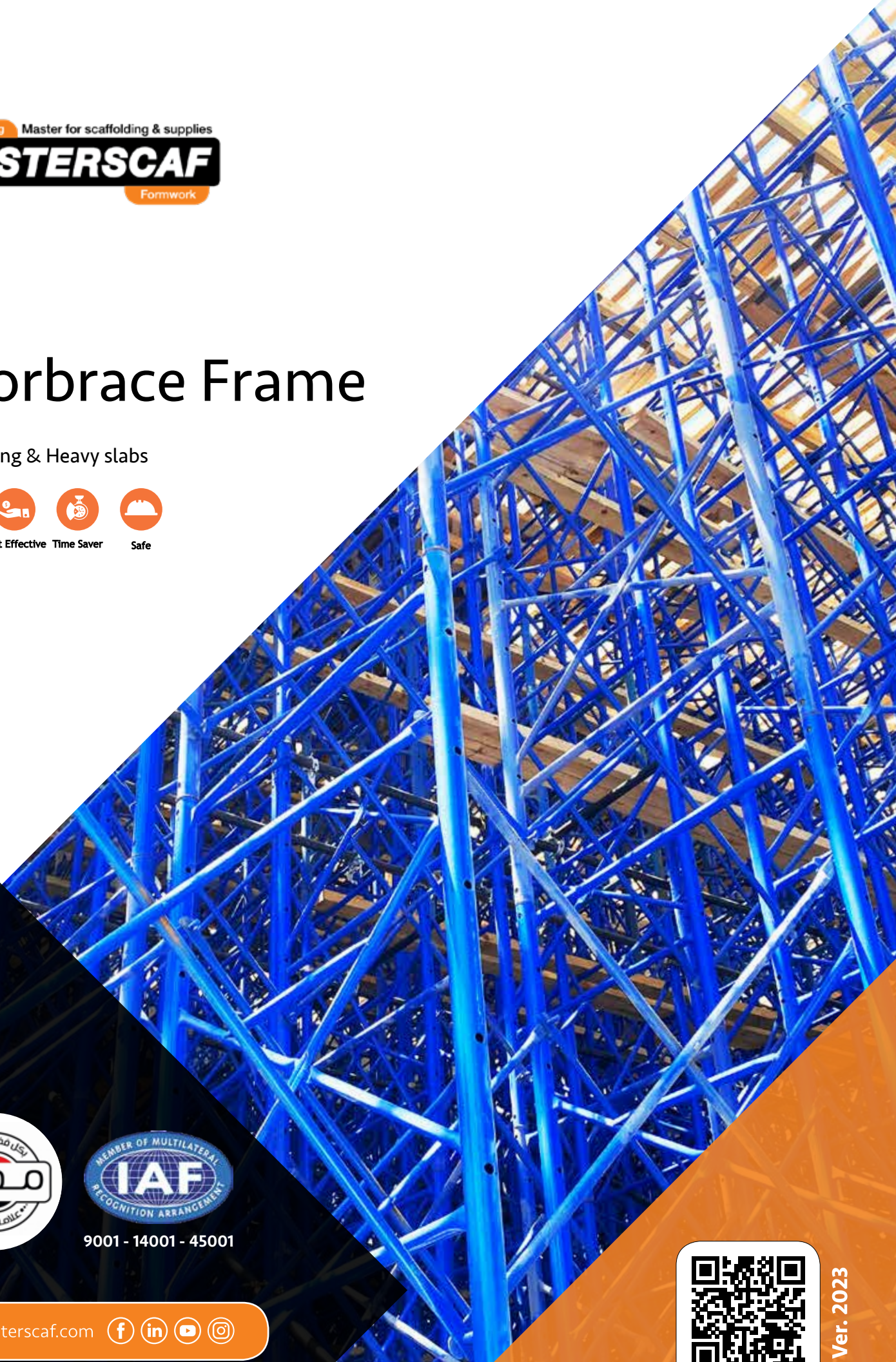


Shorbrace Frame

for Decking & Heavy slabs



Durable Cost Effective Time Saver Safe



9001 - 14001 - 45001



Flexible

Economic

Shorebrace


for shoring & Decking slabs

Safety

Long lifespan

www.masterscaf.com    

WELCOME



Main Features

Shorebrace frame system consider one of the most economical solution for heavy civil engineering projects
 Duo to the high load capacity for shorebrace frame .
 This system consist of small number of accessories so it is easy in erection & dismantling .
 The shorebrace frame system include telescopic frame which used for vertical adjustment for the system to works for a different heights.



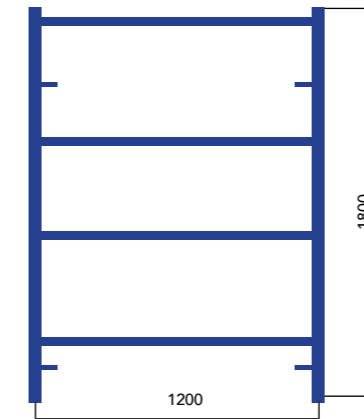
System Advantages

- shorbrace frame system used manly for heavy duty projects .
- variable heights can be obtained by using shorbrace system.
- shorbrace system is so limited in lost items because it has so little accessories.
- shorbrace system is easy in erection and dismantling . so it does not need to skilled labor.
- composed of standard components which can be used in different projects & different system.
- very easy in erection and dismantling results in saving time and labour cost.

Main Features

Shorbrace Frame

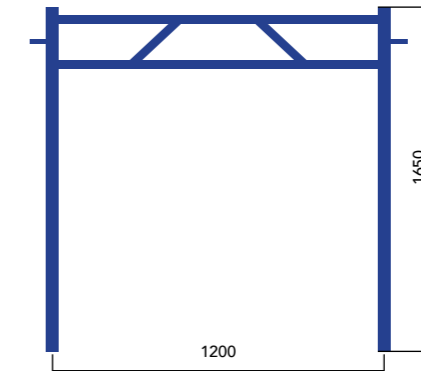
Type A



Shore brace frame (180cm x120cm)

Tube diameter	Thik	weight
60mm	4.0mm	30.0kg

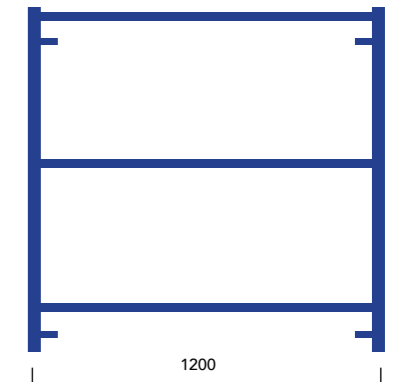
Telescopic Frame



Telescopic frame (165cm x120cm)

Tube diameter	Thik	weight
48.3mm	4.0mm	22kg

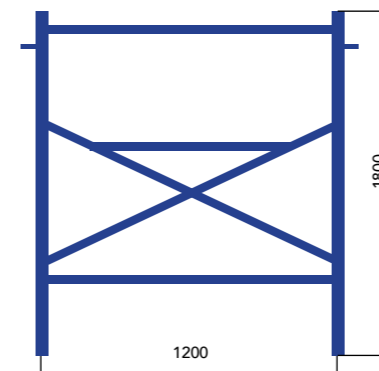
Shore load frame



Tube diameter	Thik	weight
180 cm x 120 cm	4.0mm	29 kg
150 cm x 120 cm	4.0mm	23.7kg
120 cm x 120 cm	4.0mm	20.8kg
90 cm x 120 cm	4.0mm	14.8kg

Shorbrace Frame

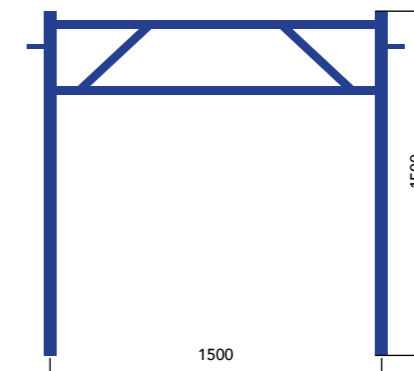
Type B



Shore brace frame (180cm x120cm)

Tube diameter	Thik	weight
60mm	4.0mm	28 kg

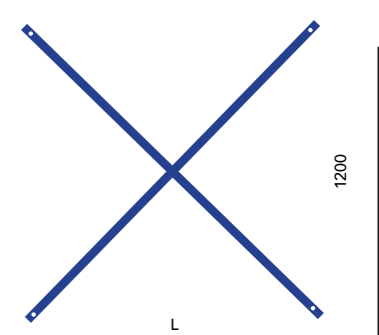
Telescopic Shore frame



Telescopic Shore frame (150cm x150cm)

Tube diameter	Thik	weight
48.3mm	4.0mm	22 kg

Cross Brace



Tube diameter
Cross Brace 2.10 m
Cross Brace 1.80 m
Cross Brace 1.50 m
Cross Brace 1.20 m
Cross Brace 0.90 m
Cross Brace 0.60 m

System Components

Adjustable U Head Jacks

Adjustable U-Head Jacks are made of a "U" shaped steel plate, screw jack and steel handle.
Adjustable U-Head Jacks are available in two types (Hollow and solid).
Adjustable U-Head Jacks are providing support for primary beams (traditional timber, steel waler)
Adjustable U-Head Jacks are inserting into the top of the cuplock standards.

Adjustable U-head Jacks Solid

Solid ● Ø 34



U Head Jack Hollow / 600 mm

Sizes
150 x 170 x 6 mm
210 x 150 x 8 mm
210 x 150 x 6 mm

Adjustable U-head Jacks Hollow

Hollow ○ Ø 38



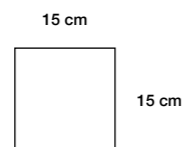
U Head Jack Solid / 600 mm
U Head Jack Solid / 860 mm

Sizes
150 x 170 x 6 mm
210 x 150 x 8 mm
210 x 150 x 6 mm

Adjustable Base Jacks

Adjustable Base Jacks are made of steel plate, screw jack and steel handle.
Adjustable Base Jacks available in two types (Hollow and solid).
Adjustable Base Jacks provide method of adjustment for Cuplock structure. It fits directly into the Cuplock Standard.

Ø 38

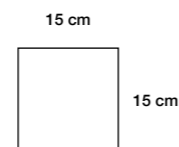


Hollow ○

Base Jacks Hollow Type A / 600 mm
Base Jacks Hollow Type A / 860 mm



Ø 34



Solid ●

Base Jacks Hollow Solid / 600 mm



System Components

Link Spacer



Item	weight
Link spacer 30 cm	0.45
Link spacer 45 cm	0.68
Link spacer 60 cm	0.91

Rivet Pin & Spring Clip



Item	weight
Rivet Pin & Spring Clip	0.25

Frame Connector



Item	weight
Frame connector	1.30

Forged Double Coupler



Item	weight
Class	: B
Weight (kg)	: 0.95
Slipping Force (kn)	: 9.10
Ultimate load (kn)	: 30

Forged Swivel Coupler



Item	weight
Class	: A
Weight (kg)	: 1.10
Slipping Force (kn)	: 6.10
Ultimate load (kn)	: 14

H20 Beam Clamp

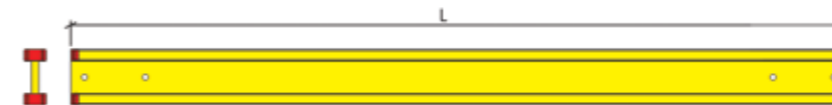


Item	weight
H20 Clamp	0.98

H20 Beams

Technical Specifications

1. Permissible Bending Moment (M) = 0.50 T.m
2. Permissible Shear Force (Q) = 1.10 T
3. Section Modulus (Z)= 461 Cm³
4. Geometrical Moment On Inertia (I)= 4613 Cm⁴

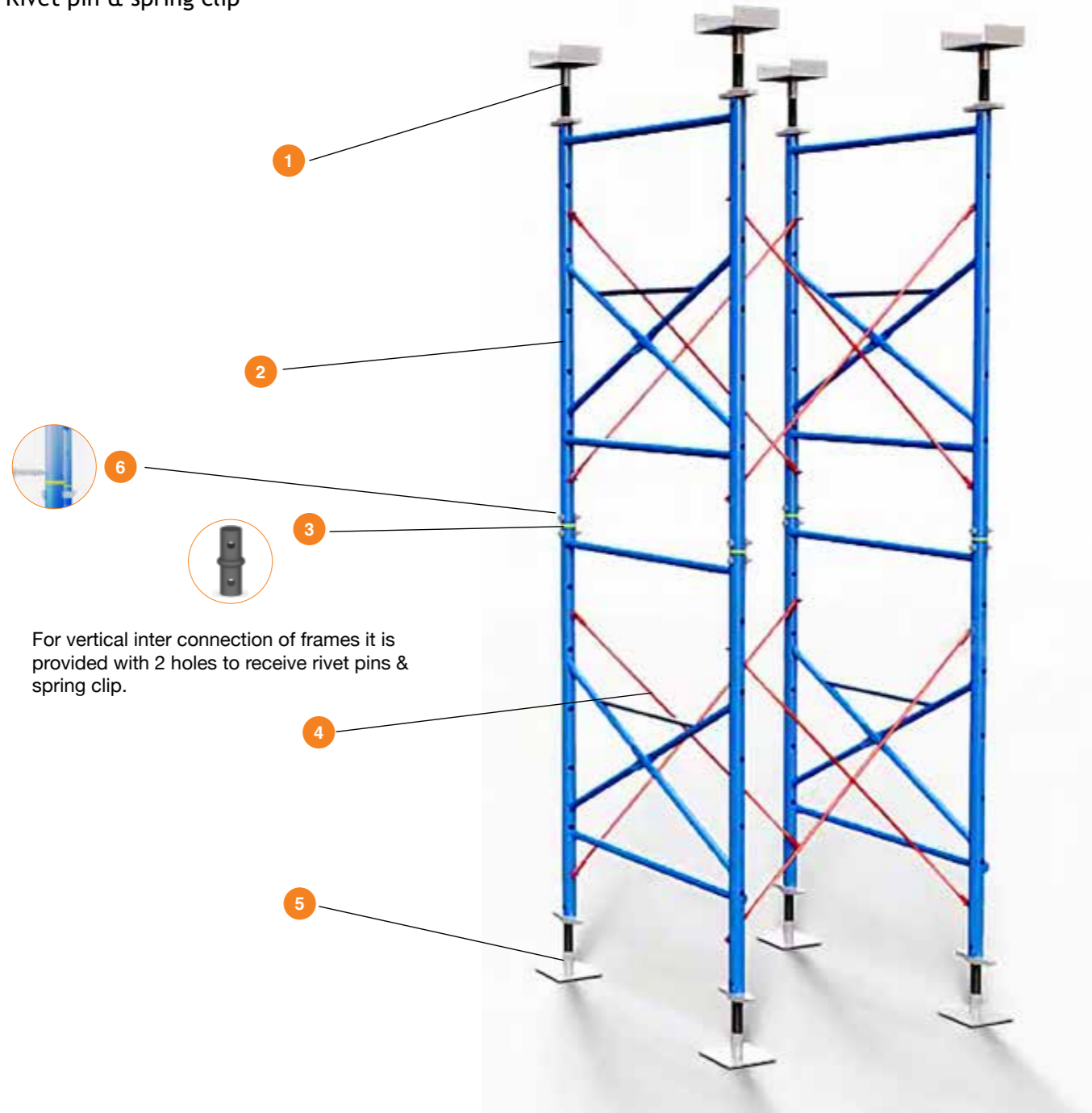


Item	weight
H20 Beam 1900 mm	8.91
H20 Beam 2450 mm	11.49
H20 Beam 2900 mm	13.34
H20 Beam 3300 mm	15.47
H20 Beam 3600 mm	16.88
H20 Beam 3900 mm	17.94
H20 Beam 4500 mm	21.10
H20 Beam 4900 mm	22.94
H20 Beam 5900 mm	27.14

System Overview

Overview


- 1- U head Jack
- 2- Shorbrace Frame
- 3- Shorbrace Frame connector
- 4- Cross Brace
- 5- Post Head Jack
- 6- Rivet pin & spring clip



Shorbrace Projects

Project Name : Ring Road Bridge Development

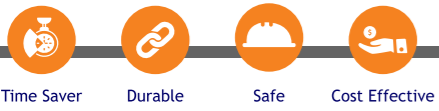
Contractor : Hassan Allam for contracting
Consultant : Moharam Bakhom consultant
Year : 2020
System Used : Shorbrace system for slabs



Shorbrace Projects

Project Name : New Administrative capital station 2 - LRT Project

Contractor : Hassan Allam Construction
Consultant : Khatib & Alame
Year : 2020
System Used : Shorbrace system for decking slabs



Time Saver Durable Safe Cost Effective



Shorbrace Projects

Project Name : Sheraton Bridge

Contractor : AGR for contracting Co.
Consultant : Moharam Bakhom consultant
Year : 2020
System Used : Shorbrace system for decking slabs



Time Saver Durable Safe Cost Effective



Shorbrace Projects

Project Name : High Speed Rail (HSR)

Contractor : SAMCO for Contracting
Consultant : SYSTRA Consulting
Year : 2022
System Used : Shorbrace system for decking slabs



Time Saver



Durable



Safe



Cost Effective

Shorbrace Projects

Project Name : High Speed Rail (HSR)

Contractor : SAMCO for Contracting
Consultant : SYSTRA Consulting
Year : 2022
System Used : Shorbrace system for decking slabs



Time Saver



Durable



Safe



Cost Effective



Version **2023**

Scaffolding Master for scaffolding & supplies

MASTERSCAF

Formwork

Head Office
New Cairo Business Park - Building 25K

Factory
Industrial Obour City Zone B,C No. 27001, cairo

Email
info@masterscaf.com

Website
www.masterscaf.com

    www.masterscaf.com